

# ECO PRIM GRIP PLUS

Multi-purpose bonding promoter primer for render, smoothing compounds and cementitious adhesives



[www.blauer-engel.de/uz113](http://www.blauer-engel.de/uz113)

## BENEFITS AND FEATURES

- Ideal for laying tiles on top of existing tiles
- Specific for smooth substrates with low absorbency
- For indoor and outdoor use
- Almost no odour and solvent-free
- Ready to use
- No health risks
- With very low emission of volatile organic compounds (VOC)

## WHERE TO USE

Multi-purpose, ready-to-use primer for internal and external floors and walls.

**Eco Prim Grip Plus** is suitable for improving the bond of adhesives for smoothing ceramics and levelling compounds on non-absorbent surfaces, such as ceramic, terrazzo and natural stone floors and smooth surfaces like for example epoxy or polyurethane resins.

**Eco Prim Grip Plus** may be also used to improve the bond of cement and lime-based plasters on substrates made from concrete, brickwork, vibro-compressed concrete blocks.

### Some application examples

- Application of smoothing compounds on old ceramic, terrazzo and natural stone floors.
- Laying ceramic and natural stone floors directly on top of old ceramic floors.
- Adhesion promoter for cementitious smoothing compounds on substrates previously consolidated or waterproofed with **Eco Prim PU 1K Turbo**, **Primer MF** or **Primer MF EC Plus** if broadcasting with quartz sand was not carried out.
- Application of render on concrete, brickwork, substrates, etc.

## TECHNICAL CHARACTERISTICS

**Eco Prim Grip Plus** is a low odour, solvent-free primer composed of synthetic resin in water dispersion and aggregates with excellent bond strength, resistance to water and ageing. It guarantees a rough keying surface ideal for render, smoothing compounds and cementitious adhesives, thus ensuring an excellent bond on smooth substrates and substrates with low absorbency. Once dry, it guarantees a tough bond of any render,

smoothing and levelling compound and cementitious adhesive on various types of substrate: concrete, bricks, stone, plasterboard, wood, ceramic, metal, render, etc.

**Eco Prim Grip Plus** is a ready-to-use grey latex which is easy to apply using either a roller or a brush.

**Eco Prim Grip Plus** is non-flammable and it has very low VOC (Volatile Organic Compound) emissions, with a focus on protecting the health of both applicators and end users of our products. It is also EC1 Plus certified by the German GEV association.

**Eco Prim Grip Plus** contributes to the achievement of important LEED credits. It may also be stored without taking particular precautions.

## RECOMMENDATIONS

- Apply at temperatures between +5°C and +35°C.
- Do not use **Eco Prim Grip Plus** in the presence of rising damp or rising humidity, and on continuously immersed surfaces.
- **Eco Prim Grip Plus** is ready-to-use, no dilution is required.
- Do not use as adhesion promoter for smoothing compounds and cementitious adhesives on screeds and power-trowelled concrete and absorbent surfaces in general. In such cases use **Eco Prim T Plus**.

## APPLICATION PROCEDURE

### Preparation of the substrate

Substrates must be clean, dry, well-cured and free from oil, grease, cement laitance and loose parts.

In case of existing flooring, before applying **Eco Prim Grip Plus**, make sure they are well bonded to the substrate and that there are no cracks. Remove any traces of oil, wax, dust, etc. with a suitable cleaner product like **UltraCare HD Cleaner**, highly efficient deep concentrated cleaner, or by abrading the surface with a power tool. If necessary, remove all detached areas and fill the gaps with **Planitop Fast 330**, **Planipatch Xtra** or other suitable products.

There is no need to wet the surface before applying **Eco Prim Grip Plus**.

### Application

**Eco Prim Grip Plus** may be applied to the substrate by brush or roller. The render, smoothing and levelling compound or cementitious adhesive may be applied once **Eco Prim Grip Plus** is dry. The minimum waiting time is from 15 to 60 minutes and may vary according to the surrounding temperature and humidity and the absorption of the substrate. It's possible to apply a second coat of **Eco Prim Grip Plus** from the application of the first coat after a long time.

If used as adhesion promoter for cementitious smoothing compounds on substrates treated with epoxy or polyurethane primers (such as **Primer MF**, **Primer MF EC Plus**, **Eco Prim PU 1K Turbo**) without broadcasting of quartz sand, **Eco Prim Grip Plus** must be applied neat after complete drying and after max. 24 hours from the application of said primers. This type of application is possible in case of skimcoats of max. 10 mm and only if no application of hardwood is planned.




Application of **Eco Prim Grip Plus** on concrete by roller




Application of **Eco Prim Grip Plus** on concrete by brush



Application of render on **Eco Prim Grip Plus**



Application of **Eco Prim Grip Plus** by roller on existing porcelain tiles



Application of self-levelling smoothing compound on dry **Eco Prim Grip Plus** on old floor

## CLEANING

While still fresh, **Eco Prim Grip Plus** may be removed easily from floors, walls and tools with water. Once dry, it must be removed with alcohol or **Pulicol 2000**.

## CONSUMPTION

Consumption varies between 0.20 and 0.30 kg/m<sup>2</sup> according to the absorption of the substrate.

## PACKAGING

**Eco Prim Grip Plus** is available in 1, 5 and 10 kg drums.

## STORAGE

**Eco Prim Grip Plus** remains stable for at least 12 months under normal conditions in its original, sealed packaging.

## SAFETY INSTRUCTIONS FOR PREPARATION AND APPLICATION

Keep out of the reach of children. Ensure good ventilation during and after use and drying. Do not eat, drink or smoke when using this product. In case of contact with skin or eyes, rinse immediately with plenty of water. Do not allow product to reach sewage system, water course or soil. Clean tools with soap and water immediately after use. Give only empty containers to recycling. Dried product residues may be disposed of as domestic waste. Product contains: BIT and CIT/MIT (3:1). For information for allergic people or the Technical Data Sheet, please call: +39 02 66101029

The product contains:

water, binder, additive, preservatives (VdI-RL 01/June 2018).

Instructions for the safe use of our products can be found on the latest version of the Safety Data Sheet, available from our website, [www.mapei.com](http://www.mapei.com).

PRODUCT FOR PROFESSIONAL USE.

## TECHNICAL DATA (typical values)

### PRODUCT IDENTITY

Consistency:

creamy liquid

Colour:

grey

Density (g/cm <sup>3</sup> ):	1.48
pH:	8.5
Dry solids content (%):	70
EMICODE:	EC1 Plus - very low emission
Blauer Engel:	DE-UZ113

#### APPLICATION DATA (at +23°C - 50% R.H.)

Application temperature range:	from +5°C to +35°C
Waiting time before applying render:	15-20 minutes (depending on the substrate's temperature, humidity and porosity)
Waiting time before applying smoothing compound or cementitious adhesives:	30-60 minutes (depending on the substrate's temperature, humidity and porosity)

#### FINAL PERFORMANCE

Resistance to humidity:	excellent
Resistance to ageing:	excellent
Resistance to solvents and oils:	fair
Resistance to acids and alkalis:	fair
Resistance to temperatures:	excellent

## WARNING

*Although the technical details and recommendations contained in this product data sheet correspond to the best of our knowledge and experience, all the above information must, in every case, be taken as merely indicative and subject to confirmation after long-term practical application; for this reason, anyone who intends to use the product must ensure beforehand that it is suitable for the envisaged application. In every case, the user alone is fully responsible for any consequences deriving from the use of the product.*

**Please refer to the current version of the Technical Data Sheet, available from our website [www.mapei.com](http://www.mapei.com)**

## LEGAL NOTICE

---


*The contents of this Technical Data Sheet (“TDS”) may be copied into another project-related document, but the resulting document shall not supplement or replace requirements per the TDS in force at the time of the MAPEI product installation.*

*The most up-to-date TDS can be downloaded from our website [www.mapei.com](http://www.mapei.com).*

**ANY ALTERATION TO THE WORDING OR REQUIREMENTS CONTAINED OR DERIVED FROM THIS TDS EXCLUDES THE RESPONSIBILITY OF MAPEI.**

### Mapei S.p.A.

Via Cafiero, 22, 20158, Milano

 +39-02-376731

 [www.mapei.com](http://www.mapei.com)

 [mapei@mapei.it](mailto:mapei@mapei.it)

**2946-6-2025- I - EN**

Any reproduction of texts, photos and illustrations published here is prohibited and subject to prosecution

